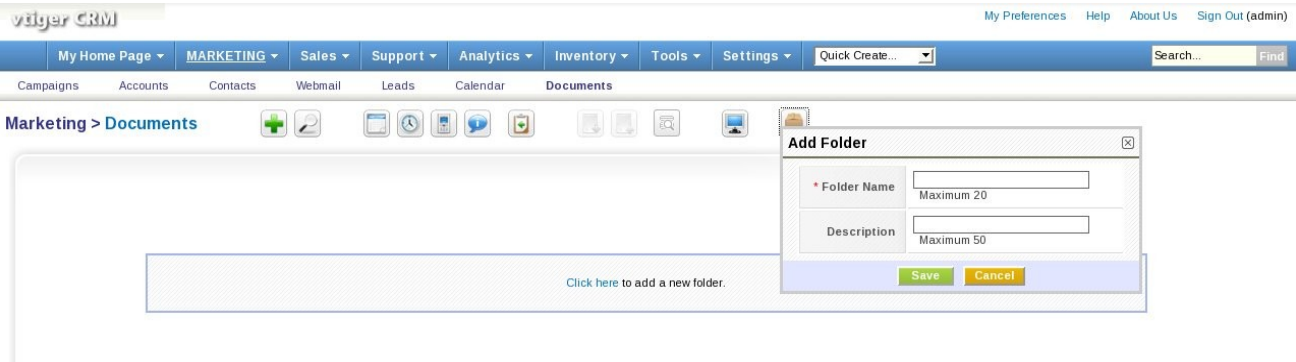


Documents Module for vtiger

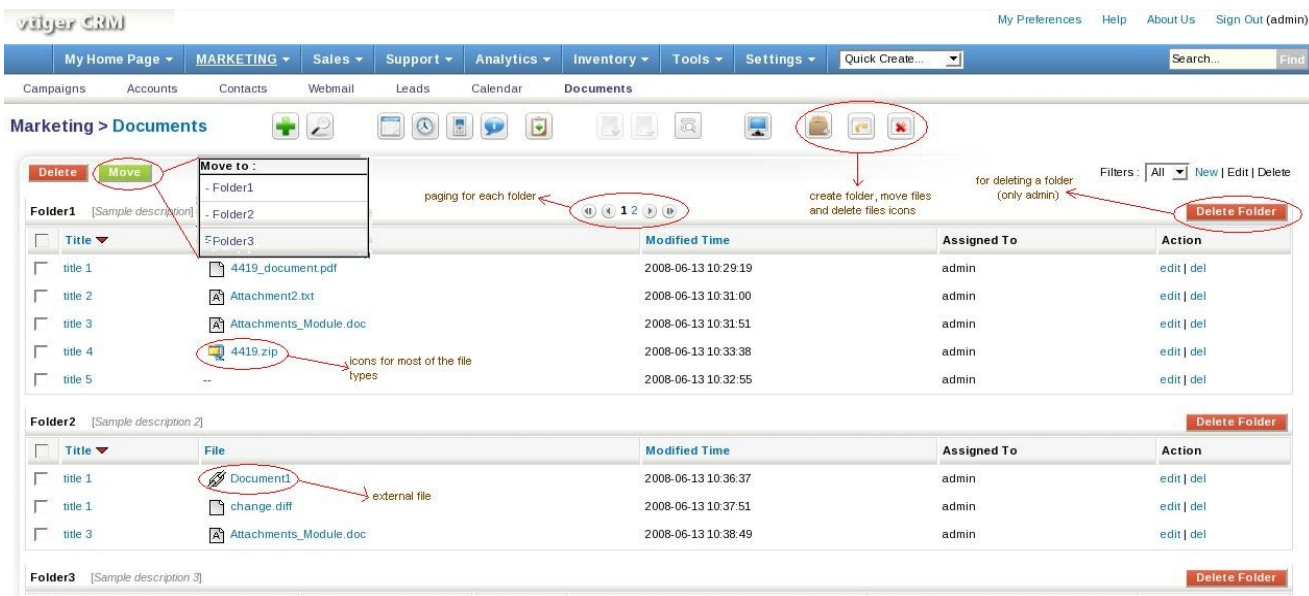
Documents module is a transformed version of the existing Notes module in vtiger. The list view has been changed to folder view. Any user can create folders and add documents into them.

Following is the screen shot of the folder view when there are no folders:



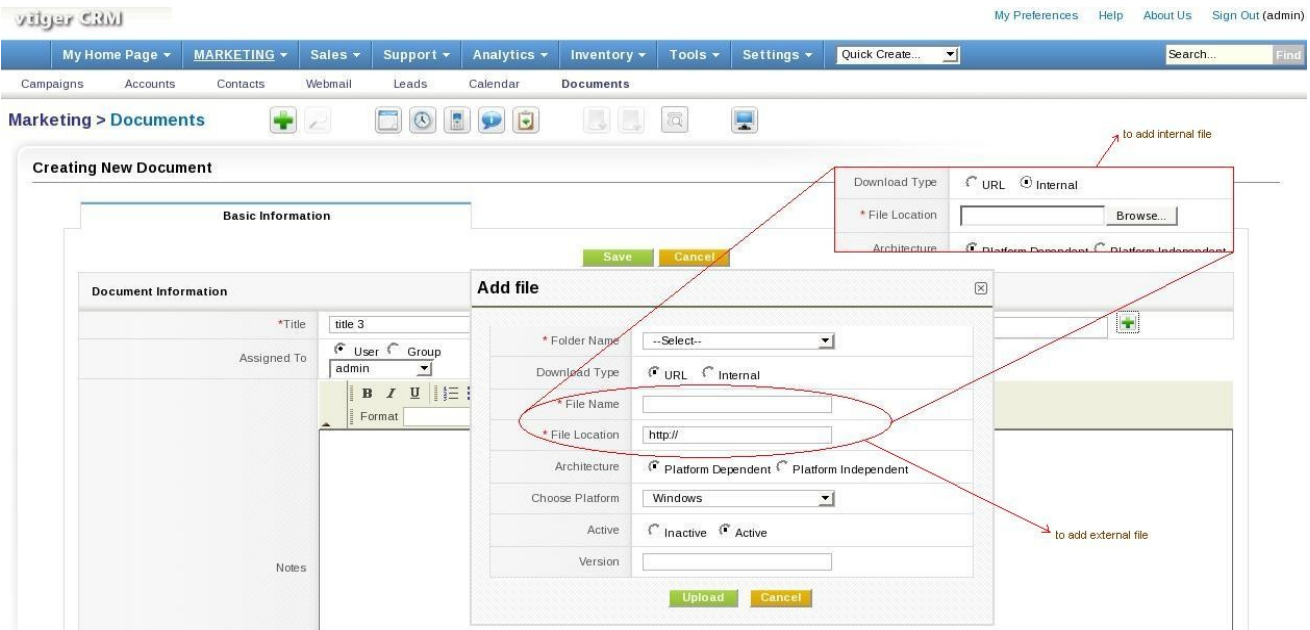
The administrator can move files from one folder to another and can delete the folder (folder needs to be empty). If we create a document without any file, it will be listed in a folder called Default. We cannot create a folder with the name 'Default'. All the restored documents are also listed in this default folder.

Following is the screen shot of a full fledged folder view:



While creating a document, a user can upload a file and while uploading the file he needs to give additional information for that file like the folder, version, status etc. He can either upload a file in the file system of his machine or give a URL for the located on the web.

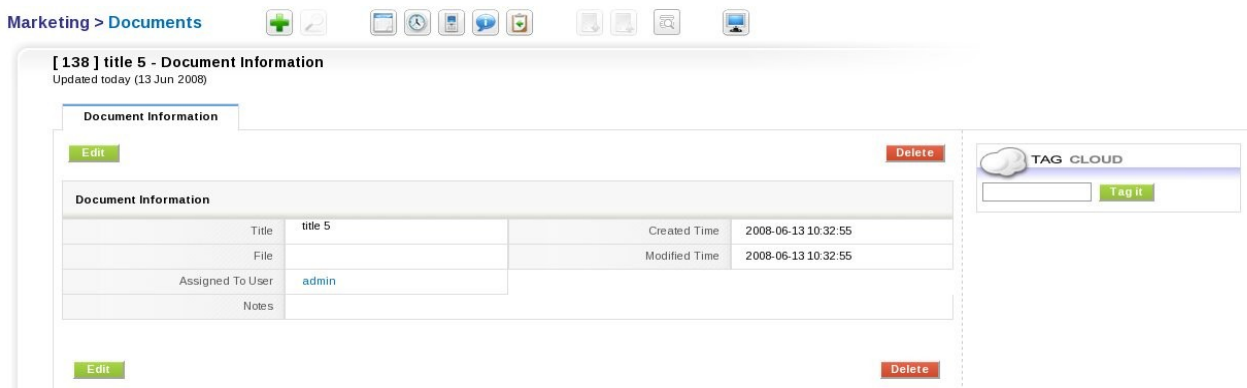
Following is the screen shot taken while attaching a file to a document:



If a file is attached to a document, actions like download, check file integrity (only for administrator and for internal files only), send file attached to an email. A new block called 'File Information' will also come up after attaching a file to the document in the detail view. We can have the download count of a file from this block. The administrator can change the status of the file to disable/enable file actions to all the other users.

The administrator can check the integrity of a file which means that if a file is deleted from the file system after it has been attached to a document, the Check file integrity action will automatically set the status of that file to inactive so that other uses may not be able to download or send that file in an email.

Following is the screen shot of the detail view of a document without a file attached to it:



Following is the screen shot of a document with a file attached to it:

Document Information

Title	title 2	Created Time	2008-06-13 10:43:02
File	4419.zip	Modified Time	2008-06-13 10:43:05
Assigned To User	admin		
Notes			

File Information

File Type	application/zip	Size	31.3 KB
Download Type	Internal	Version	ver 1.2
Active	yes	Download Count	0
Platform	Linux		

Actions

- Download file
- Check file integrity (only for admin)
- Email file as attachment (only for internal files)

TAG CLOUD

Annotations: 'Active' status can be changed by admin; 'Download Count' is the number of downloads of the file.

Security and sharing has also been enabled for this module.

The property of associating a document to a contact or other module has been removed.

'Add Attachment' button has been removed from the More Information tab of the modules and added a new button 'Select Documents'. Users can select any number of documents to add in the related lists of the modules and also can create new documents on the fly from the related lists itself.

Following is the screen shot of the related list in the More Information tab of a module:

Select Documents **Add Document**

Documents	Type	Action
_document.pdf	Documents	edit del
document2.txt	Documents	edit del

Known issues:

- Parent checkbox, that is used to check/uncheck all the documents in the list, is currently disabled
- The restored documents are listed in the default folder even if the folder, from which the document is deleted, is present
- We need to refresh the list view after adding or deleting a folder or else the changes will not come up in the move files drop pane
- Mass 'Change Owner' button is not provided in the list view. We need to change the owner of the document individually